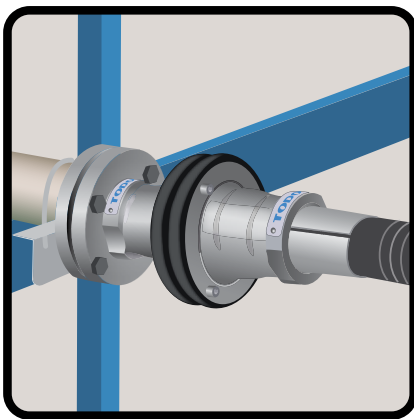



## How it works

# TODO SAFETY BREAK-AWAY COUPLING

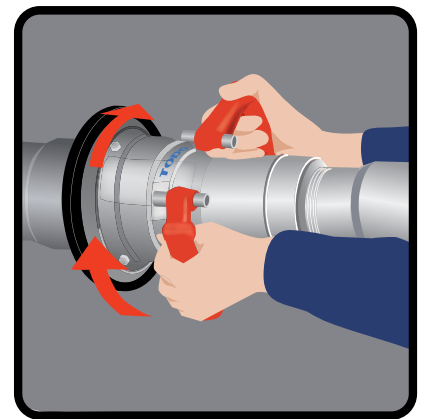
The new Safety Break-Away coupling is designed specifically to minimise spillage and damage associated with drive/pull away incidents when loading/unloading e.g. tank trucks. The Safety Break-Away coupling operates independently of shut off safety systems and does not require an external power source.



The Safety Break-Away coupling is installed on the hose or the loading arm.



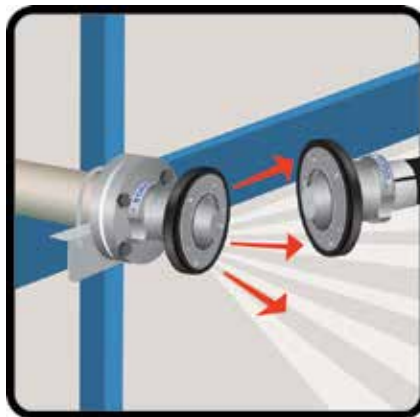
The operator connects the TODO-MATIC Dry-Break hose unit to the tank unit.



The units are connected with a single motion within a few seconds.



If the vehicle starts to roll away during loading / unloading serious incidents can happen if no Safety Break-Away coupling is installed.



The Safety Break-Away react when the hose or the loading arm has an excessive load and closes the valves automatically.



No spillage or damage after the coupling has break apart.